RoHS

THIS IS A RoHS COMPLIANT COMPONENT/ PRODUCT.

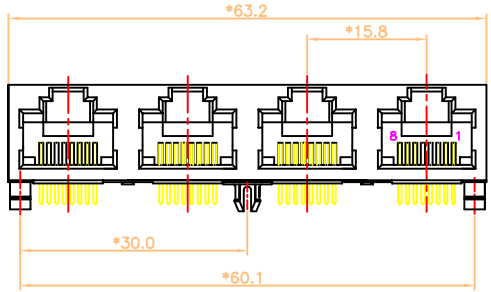

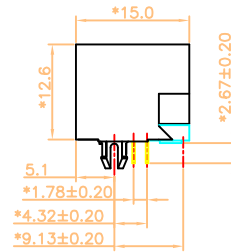

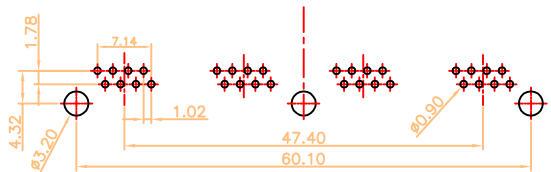

PCB Layout
Component Side Shown

NOTES:

ELECTRICAL:

1. VOLTAGE RATING : 125 VAC.
2. CURRENT RATING : 1.5 AMP.
3. CONTACT RESISTANCE : 30 MILLIOHMS MAX.
4. INSULATION RESISTANCE: 1000 MEGOHMS MIN. @ 500 VDC.
5. DIELECTRIC STRENGTH : 1000 VAC 60Hz, 1MIN.
6. OPERATING: 750 CYCLES MIN.

MECHANICAL:

1. HOUSING MATERIAL : HIGH TEMP OR POLYESTER. UL94V-0 BK.
2. INSERT MATERIAL : GLASS FILLED POLYESTER UL94V-0.
3. BACK PLATE MATERIAL : GLASS FILLED POLYESTER UL94V-0.
4. CONTACT MATERIAL : PHOSPHOR BRONZE 0.35mm THICKNESS.
5. PLATING : GOLD PLATING OVER NICKEL.
6. PCB RETENTION PRE-SOLDER : 1 LB MIN.
7. PCB RETENTION POST-SOLDER : 10 LBS MIN.

ENVIRONMENTAL:

1. STORAGE : -40°C TO +85°C.
2. ⚠ OPERATION : -40°C TO +85°C.
3. WAVE SOLDERING TEMPERATURE: 255~265°C (5~10 SECONDS)

MATES WITH MODULAR PLUG CONFORMING TO
FCC PART 68, SUBPART F.

PART NUMBER: N3J4X-051-0X

- 1-3u" 2-6u" 3-15u" 4-30u" 5-50u"
- 01-HIGH TEMP.BK.
- 02-POLYESTER. BK. ⚠
- 03-HIGH TEMP. YL ⚠

MARK	ECN-NO.	REVISION RECORD	DRAWN	DATE
⚠X1		ADD NEW P/N(3)	PETER	030211
⚠X1		ADD NEW P/N(3)	YANG	060309
⚠X1		UODATE DRAWING(1)	YANG	031009
⚠ X0	0000000	NEW DESIGN	LINGER	062207

Contact Technology Co., Ltd.

Material/Plated/Notes: SEE NOTE

Tooling No.:

UNLESS OTHERWISE SPECIFIED TOLERANCE

Dimension Range	Tolerance
X.X	±0.20
X.XX	±0.15
X.XXX	±0.10
ANGLE	±5°

SCALE 2/1 | UNIT mm | SIZE A3 | SHEET 1/1

CHECKED | APPROVED

NAME: 1X4 RJ45 LED JACK, UTP W/O LED

PART NO.: SEE NOTE | REV.: 3

DOC. NO.: NN3J0A051

Design drawing