RoHS

THIS IS A RoHS COMPLIANT COMPONENT/ PRODUCT.

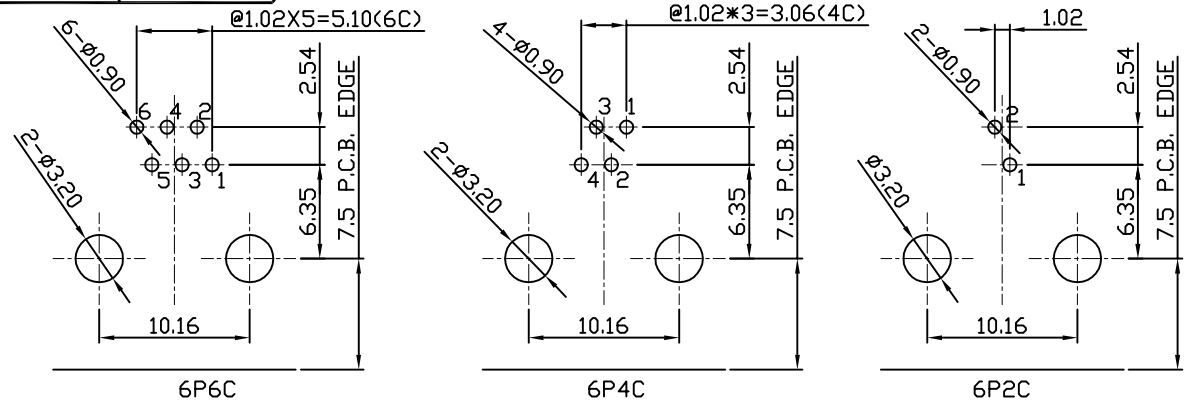

PCB Thickness=1.60mm

PC Board Layout Component Side Shown

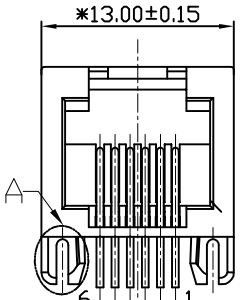

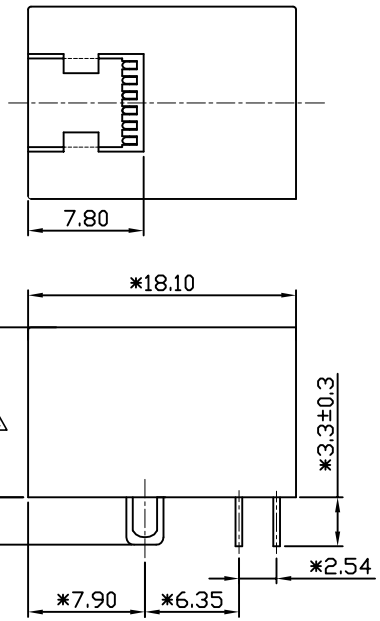

NOTES:

ELECTRICAL:

1. VOLTAGE RATING : 125 VAC RMS.
2. CURRENT RATING : 1.5 AMP.
3. CONTACT RESISTANCE : 45 MILLIOHMS MAX.
4. INSULATION RESISTANCE: 1000 MEGOHMS MIN @ 500 VDC.
5. DIELECTRIC STRENGTH : 1000 VAC RMS 60Hz, 1MIN.

MECHANICAL:

1. HOUSING MATERIAL : HIGH TEMP OR POLYESTER, UL94V-0
2. CONTACT MATERIAL : PHOSPHOR BRONZE ø0.46mm.
3. PLATING : GOLD PLATING OVER NICKEL.
4. OPERATING LIFE : 750 CYCLES MIN.
5. PCB RETENTION PRE-SOLDER : 1 LB MIN.
6. PCB RETENTION POST-SOLDER: 10 LBS MIN.

ENVIRONMENTAL:

1. STORAGE : -40°C TO +85°C.
2. OPERATION: -40°C TO 85°C.

MATES WITH MODULAR PLUG CONFORMING TO TIA-1096-A, SUBPART F.

ROHS PART NUMBER: K331X-003-XX

1-3u" 2-6u"
3-15u" 4-30u" 5-50u"

△7-GOLD FLASH
△B-1u"MAX.
△9-16u"

01-6P2C PBT BK
02-6P4C PBT BK
03-6P6C PBT BK
04-6P2C PBT GY
05-6P4C PBT GY
06-6P6C PBT GY
07-6P4C N6T BK
08-6P4C N6T GY
△C 09-6P6C PBT WHITE
△C 10-6P2C FR52 BK
△D 11-6P2C PBT BLUE
△D 12-6P2C PBT YL
△D 13-6P2C FR52 GY
△D 14-6P2C FR52 RED
△E 15-6P2C PBT GREEN(347C)
△E 16-6P4C FR52 GY
△E 17-6P6C FR52 BK
△E 18-6P4C FR52 BK
△E 19-6P2C PBT GREEN(354C)
△E 20-6P2C FR52 COOL GARY 3U
△G 21-6P6C PBT GREEN(354C)
22-6P2C FR52. GREEN(347C)
△H 23-6P2C PBT COOL GARY 3U

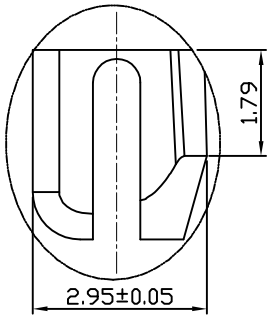

"A"

SCALE:4:1

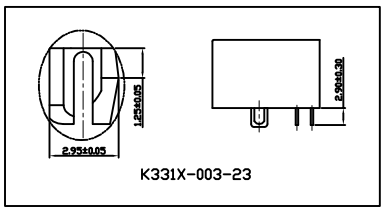

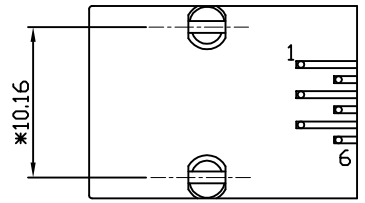

MARK	ECN-NO.	REVISION RECORD	DRAWN	DATE
△H X1		ADD TO P/N	Andy	060519
△G X1		ADD TO P/N	JOY	061615
△F X1		ADD TO P/N	JOY	061615
△E X1		ADD TO P/N	JOY	060215
△D X4		ADD TO P/N	Kelvin	072911
△C X3		Size change & Add P/N	Janms	010208
△B		ADD TO P/N	Janms	092707
△A X0	0000000	NEW DESIGN	Kelvin	082906

Contact Technology Co., Ltd.

UNLESS OTHERWISE SPECIFIED TOLERANCE		SCALE	CHECKED
Dimension Range	Tolerance		
X.X	±0.20	UNIT mm	APPROVED
X.XX	±0.15		
X.XXX	±0.10	SIZE A3	SHEET
ANGLE	±5°		

Material/Plated/Notes: SEE NOTE

NAME: 11.5 SIDE ENTRY 6P DEEP TYPE

Tooling No.

PART NO. SEE NOTE

DOC. NO. KK330A003

REV. H

Design drawing