RoHS THIS IS A RoHS COMPLIANT COMPONENT/ PRODUCT.

Reference Drawing

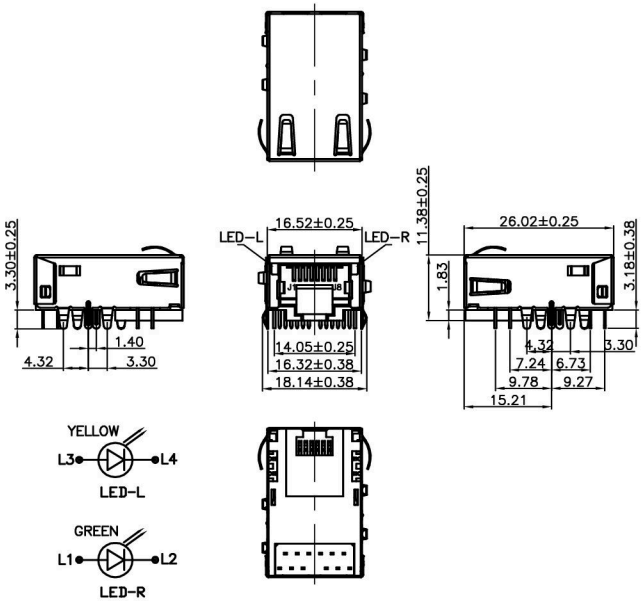

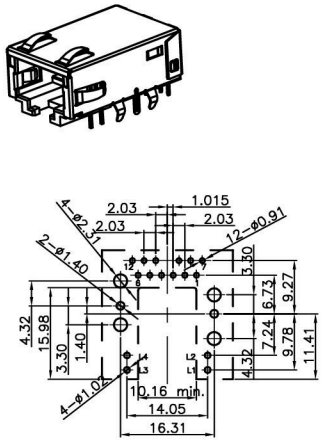

Recommended PCB Layout
(Tol: ±0.05)

MARK	ECN-NO.	REVISION RECORD	DRAWN	DATE
X0	0000000	NEW DESIGN	Andy	021122

Contact Technology Co., Ltd.

UNLESS OTHERWISE SPECIFIED TOLERANCE

Decimals Range	Tolerance
X.X	±0.20
X.XX	±0.15
X.XXX	±0.10
ANGLE	±5°

SCALE 1/1 | UNIT mm | SIZE A3 | SHEET 1/2

CHECKED | APPROVED

Material/Plated/Notes: SEE NOTE

NAME: 1X1 Transformer Jack

Tooling No.

PART NO. K3T1X-166-01 | REV. 0

DOC. NO. KK3T0A166

Design drawing

NEN-00-008 NFEN-00-024 Rev:A

RoHS THIS IS A RoHS COMPLIANT COMPONENT/ PRODUCT.

Reference Drawing

Schematic:GIGA

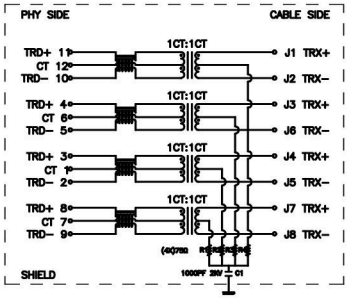

TYPE 1

Notes:

Characteristics Description:

1. RJ45 GIGA Base-Tx Transformer Jack With Transformer Impedance Resistor/High Voltage Capacitor.
2. Size Same As RJ-45 Modular Jack To Save PCB Space.
3. Reduce EMI Radiation, Improve EMI Performance.
4. Designed For Network Interface Card Application.
5. Designed To Meet IEEE 802.3u Requirement.

Electrical Specifications:

1. Inductance At 100 KHz, 100 mV 8mADC Bias: 350 uH Min.
2. Leakage Inductance 0.3 uH Max. @100KHz 100mV
3. Insertion Loss: 1.0 dB Max. @ 1-100 MHz;
4. Return Loss: 18dB Min. @1-30MHz;16dB Min. @30-60MHz 12dB Min. @60-80MHz;10dB Min. @80-100MHz
5. Cross Talk: 30dB Min 1-100MHz ;
6. Common Mode Rejection: 30dB Min. @1-100MHz
7. Isolation Voltage @60Hz:1500Vrms(Input To Output) 60 Seconds

Mechanical:

1. Housing Material: HIGH TEMP. UL94V-0
2. Insert Material: HIGH TEMP. UL94V-0
3. Shield Material: 0.20mm THICKNESS BRASS Plating Nickel.
4. Contact Material: Phosphor Bronze t=0.30mm
5. Plating: Gold Plating Over Nickel.
6. Operating Lift: 750 Cycles Min.

Environmental:

1. Storage: -40°c To +85°c.
2. Operation: -40°c To +85°c.
3. Wave Soldering Temperature:265±5°C

Mates With Modular Plug Conforming To TIA-1096-A

Part Number: K3T1X-166-XX

1-3u" 2-6u" 3-15u" 4-30u" 5-50u" 7-GOLD FLASH

01-W/EIM TAB HIGH TEMP. TYPE1

MARK	ECN-NO.	REVISION RECORD	DRAWN	DATE
X0	0000000	NEW DESIGN	Andy	021122

Contact Technology Co., Ltd.

UNLESS OTHERWISE SPECIFIED TOLERANCE

Decimals Range	Tolerance
X.X	±0.20
X.XX	±0.15
X.XXX	±0.10
ANGLE	±5°

SCALE 1/1 | UNIT mm | SIZE A3 | SHEET 2/2

CHECKED | APPROVED

Material/Plated/Notes: SEE NOTE

NAME: 1X1 Transformer Jack

Tooling No.

PART NO. K3T1X-166-01 | REV. 0

DOC. NO. KK3T0A166

Design drawing

NEN-00-008 NFEN-00-024 Rev:A